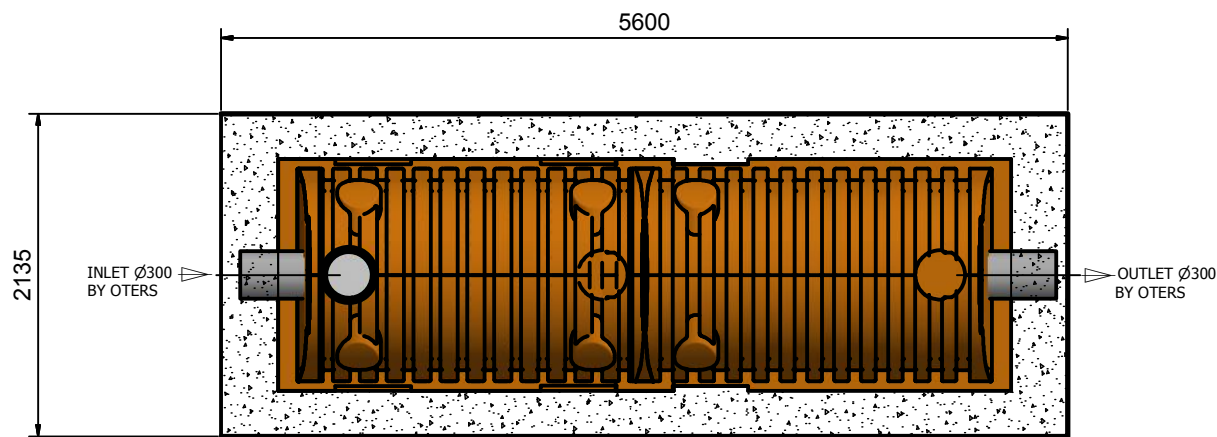
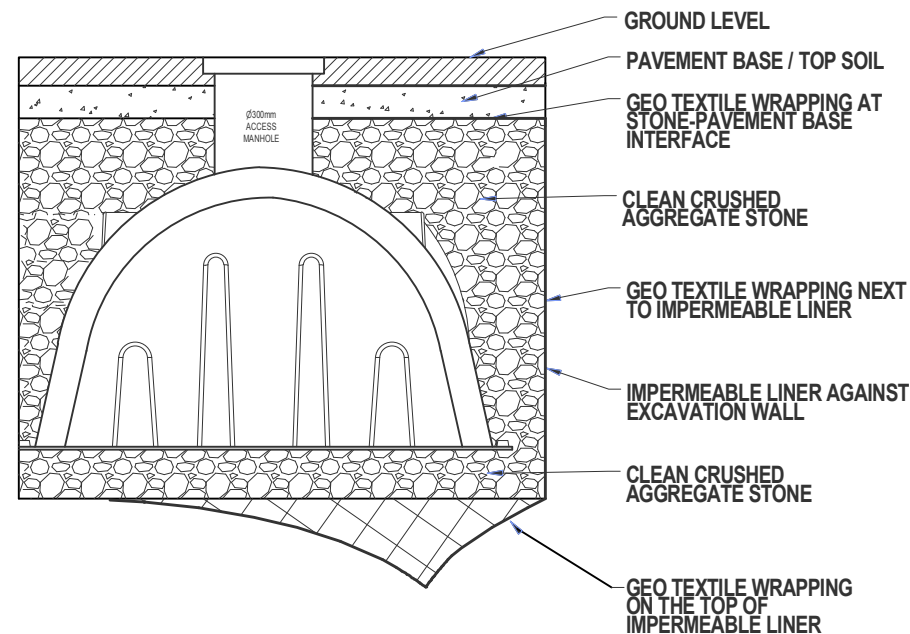


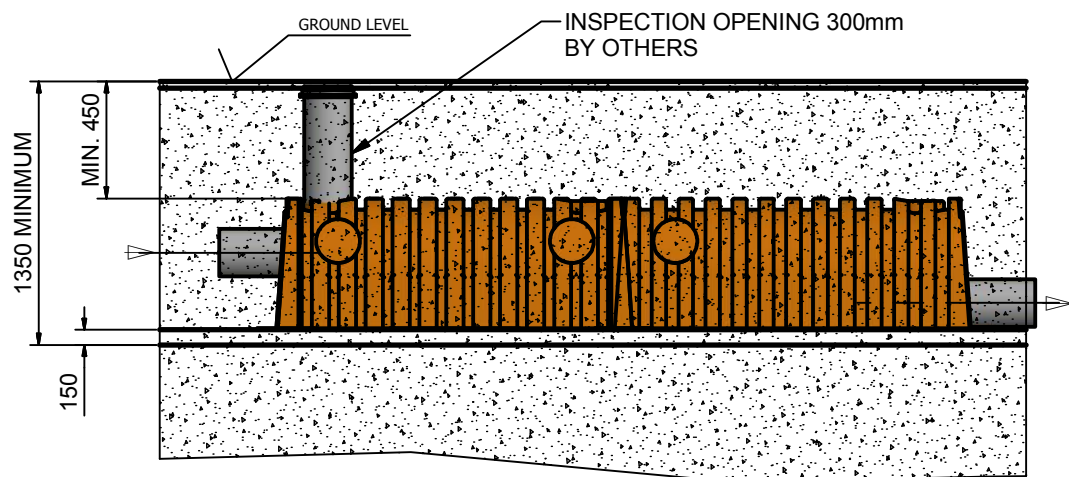
REVISION HISTORY				
REV	DESCRIPTION	DESIGN	DATE	CHECKED BY
1	INITIAL RELEASE	M.M.	12/01/2017	



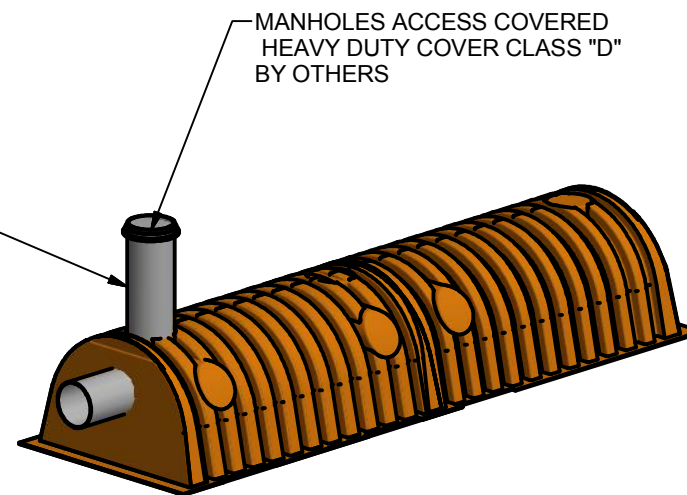
**PLAN VIEW**



**TYPICAL SECTION VIEW**



**ELEVATION VIEW**  
3 NOS x SPEL STORMCHAMBER



**ISOMETRIC VIEW**

Site Level Confirmation	
Finished Surface Level (FSL)	RL:
Access Cover Thickness	mm
Inlet Invert Level	RL:
Outlet Invert Level	RL:
Company:	
Name:	
Date:	

APPROVED.....

NAME.....

SIGNED.....

DATE...../...../.....

**ISSUE FOR APPROVAL**  
**NOT FOR CONSTRUCTION**

NOTE:  
PLACE STORMCHAMBER LIGHT WEIGHT  
GEO-TEXTILE LINING UNDER ALL STORMCHAMBERS  
POND LINER REQUIRED FOR WATER STORAGE  
(ALL TO BE INSTALLED BY CONTRACTOR)

TOLERANCE: ALL DIMENSIONS 10mm UNLESS OTHERWISE STATED.

CLIENT:

DISTRIBUTOR :

CONFIDENTIAL - The drawings must not be disclosed to any third parties without written permission from SPEL Environmental Sydney. Unauthorised disclosure may result in prosecution.  
© SPEL Environmental - This drawing is the property of SPEL Environmental ABN: 83 151 832 629 and is subject to return on demand. It is submitted for the use only in connection with the proposal and contracts of SPEL Environmental with the expressed conditions that it is not to be reproduced or copied in any form. This data must only be used in accordance with our standard terms and conditions.  
© Copyright  
SPEL Environmental accepts no responsibility for any loss or damage resulting from any person acting on this information. The details and dimensions contained in this document may change, please check with SPEL Environmental for confirmation of current specifications.

Drawn	Date
M.M.	12/01/2017
Check	Date
Verified	Date
Approved	Date
Request No.	
RN3440	

**SPEL**  
ENVIRONMENTAL  
INTEGRATED WATER SOLUTIONS

100 Silverwater Road Silverwater NSW 2128  
PH: 1300 773 500 | E: sales@spel.com.au  
www.spel.com.au

PROJECT :			
TITLE			
2 SPEL SRORMCHAMBERS (7 m³) SCI.1S.27 GENERAL ARRANGEMENT			
SCALE	N.T.S	SIZE	A3
SHEET	1	REV	1
CUSTOMER CODE :	DWG No. SP17-SS10180-P		

D:\Vault Working Folder\Designs\SPEL\PRODUCTS\STORMCHAMBER\PROJECTS\BABBINGTON\SP17-SS10180-P.dwg