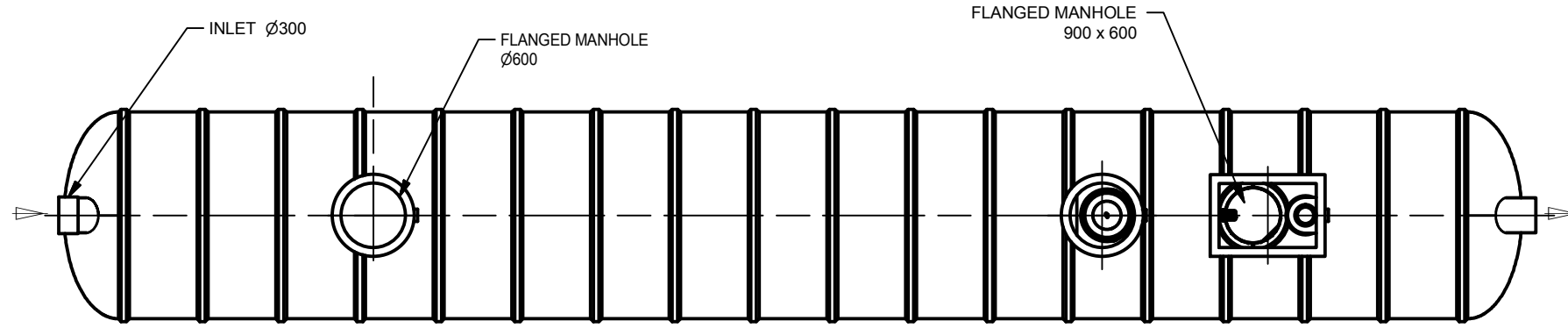
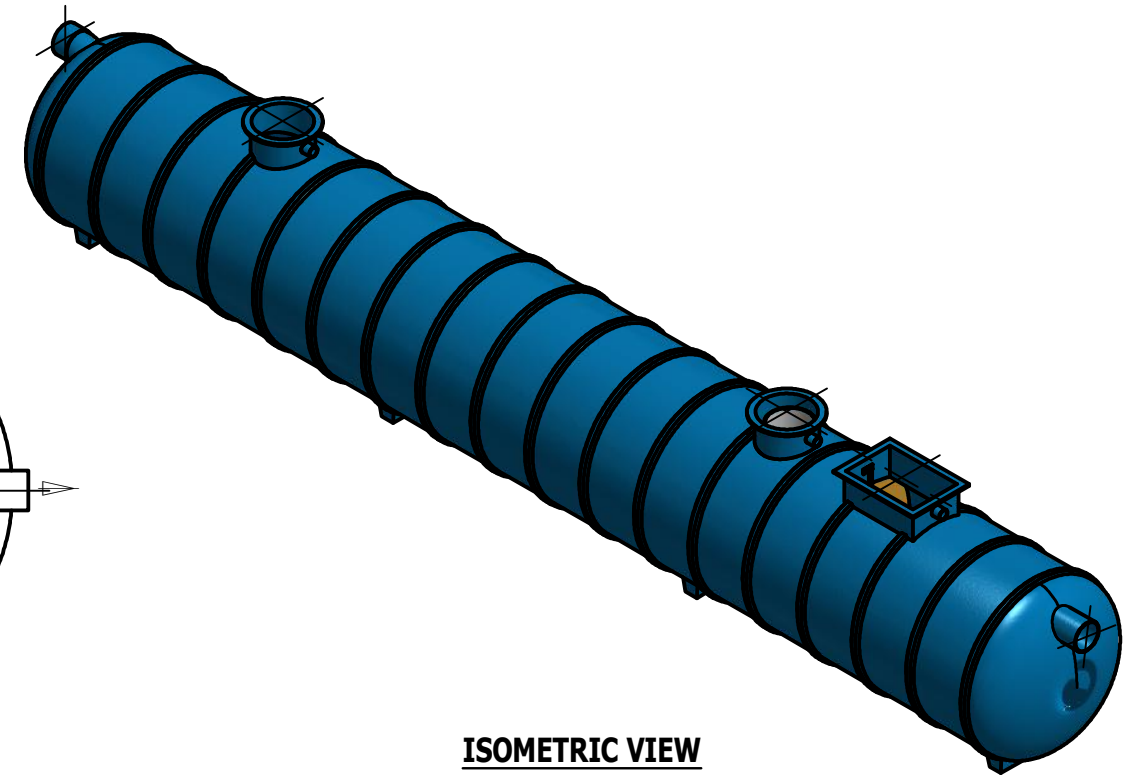


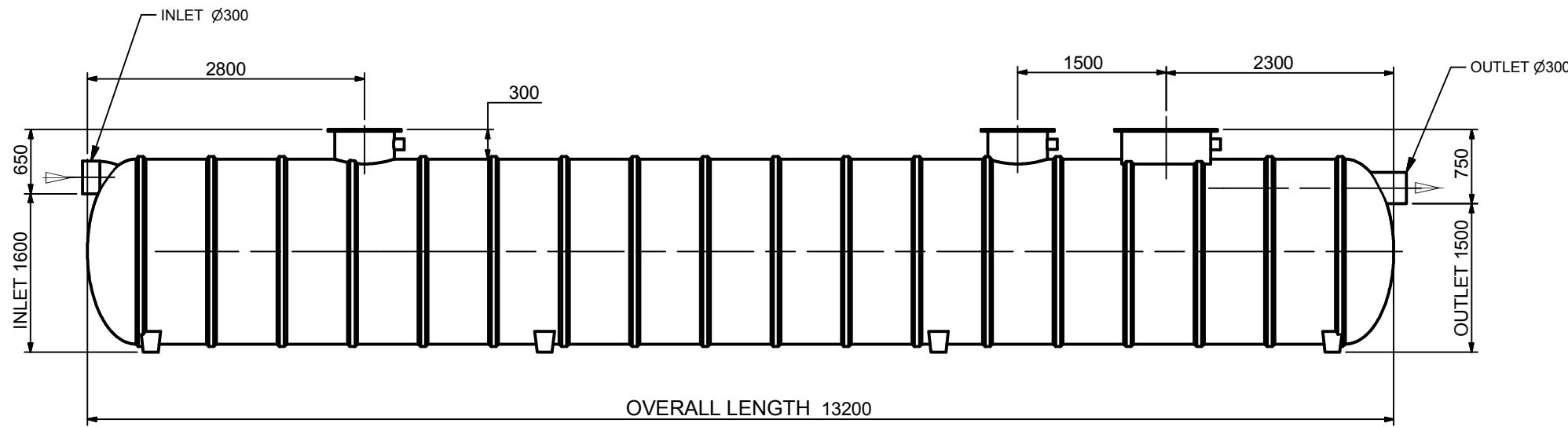
Site Level Confirmation	
Finished Surface Level (FSL) RL:	
Access Cover Thickness	mm
Inlet Invert Level RL:	
Outlet Invert Level RL:	
Company:	
Name:	
Date:	

REVISION HISTORY				
REV	DESCRIPTION	DESIGNER	DATE	APPROVED
1	INITIAL RELEASE	M.M	24/11/2015	

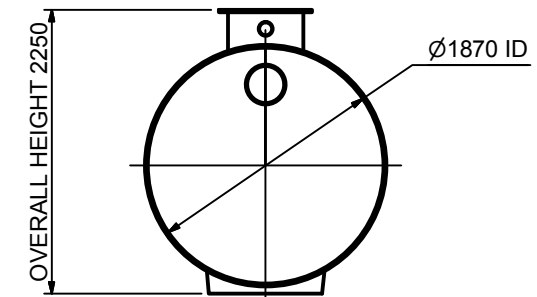


**PLAN VIEW**

**ISOMETRIC VIEW**



**ELEVATION VIEW**



**END VIEW  
OUTLET**

**ISSUE FOR APPROVAL  
NOT FOR CONSTRUCTION**

APPROVED.....

NAME.....

SIGNED.....

DATE...../...../.....

TOLERANCE: ALL DIMENSIONS 10mm UNLESS OTHERWISE STATED.

CLIENT:

DISTRIBUTOR :

CONFIDENTIAL - The drawings must not be disclosed to any third parties without written permission from SPEL Environmental Sydney. Unauthorised disclosure may result in prosecution.  
 © SPEL Environmental - This drawing is the property of SPEL Environmental ABN: 83 151 832 629 and is subject to return on demand. It is submitted for the use only in connection with the proposal and contracts of SPEL Environmental with the expressed conditions that it is not to be reproduced or copied in any form. This data must only be used in accordance with our standard terms and conditions.  
 © Copyright  
 SPEL Environmental accepts no responsibility for any loss or damage resulting from any person acting on this information. The details and dimensions contained in this document may change, please check with SPEL Environmental for confirmation of current specifications.

Drawn	M.M	Date	24/11/2015
Check		Date	
Verified		Date	
Approved		Date	
Request No.	RN2132		



<b>PROJECT :</b>			
<b>TITLE</b> SPEL PURCEPTOR P.080.L.C1.2C.A.300.PVC GENERAL ARRANGEMENT			
SCALE	N.T.S	SIZE	A3
SHEET	1	REV	1
CUSTOMER CODE :	DWG No. SP15-PC12010-S		

D:\Vault\Working\Folder\Designs\SPEL\PRODUCTS\PURCEPTOR\400 Series\P.080.L.C1.2C.STANDARD\SP15-PC12010-S.dwg